


































Short-term forecast

Today






2020-02-24

		 °C	 %	 hPa	 mph	 mm/h	 °C
3 h	 Light Rain	4.0	86	1015.8	13.2 ▼	1.3	-0.3
4 h	 Light Rain	3.9	87	1013.3	14.3 ▼	1.4	-0.7
5 h	 Rain	3.4	89	1010.5	14.5 ▼	2.8	-1.4
6 h	 Rain	3.5	91	1007.8	14.2 ▼	3.0	-1.2
7 h	 Rain	4.7	92	1005.5	13.4 ▶	2.7	0.5
8 h	 Light Rain	6.3	92	1003.4	12.1 ▲	2.2	2.8
9 h	 Light Rain	7.6	93	1001.6	11.5 ▲	1.6	4.5
10 h	 Possible Light Rain and Windy	8.6	93	1000.4	12.3 ▼	0.8	5.7
11 h	 Possible Drizzle	9.7	93	999.5	13.9 ▼	0.3	6.8
12 h	 Possible Drizzle	10.3	92	998.8	15.7 ▼	0.1	10.3
13 h	 Possible Drizzle and Windy	10.8	87	998.3	18.1 ▲	0.0	10.8
14 h	 Possible Drizzle and Windy	10.4	85	997.9	20.8 ▲	0.0	10.4
15 h	 Possible Drizzle and Windy	10.0	82	998.1	22.5 ▶	0.1	6.2
16 h	 Windy and Overcast	8.6	83	998.9	23.4 ▼	0.0	4.2
17 h	 Overcast	7.5	81	1000.3	23.8 ▲	0.0	2.7
18 h	 Overcast	6.6	80	1001.4	23.5 ▶	0.0	1.5
19 h	 Overcast	6.1	79	1002.1	22.1 ▶	0.0	1.1
20 h	 Mostly Cloudy	5.8	79	1002.6	20.1 ▲	0.0	0.9














		 °C	 %	 hPa	 mph	 mm/h	 °C
21 h	 Mostly Cloudy	5.6	80	1003.0	19.0 ▶	0.0	0.9
22 h	 Mostly Cloudy	5.4	79	1003.3	18.0 ▲	0.1	0.7
23 h	 Mostly Cloudy	5.3	79	1003.5	17.3 ▼	0.1	0.6

Tomorrow

2020-02-25

								
		°C	%	hPa	mph	mm/h	°C	
0 h		Mostly Cloudy	5.1	79	1003.4	16.8 ►	0.1	0.4
1 h		Mostly Cloudy	4.8	79	1003.1	16.6 ▼	0.2	0.1
2 h		Partly Cloudy	4.4	80	1002.5	16.5 ▲	0.2	-0.4
3 h		Partly Cloudy	4.0	81	1001.9	16.2 ►	0.2	-0.8
4 h		Partly Cloudy	3.7	82	1001.3	15.1 ►	0.1	-1.1
5 h		Partly Cloudy	3.5	83	1000.7	13.7 ►	0.1	-1.1
6 h		Partly Cloudy	3.5	83	1000.2	12.9 ▼	0.1	-1.0
7 h		Partly Cloudy	3.7	84	999.7	13.1 ▼	0.1	-0.7
8 h		Partly Cloudy	4.1	84	999.3	13.9 ►	0.1	-0.3
9 h		Partly Cloudy	4.6	84	998.8	14.7 ►	0.1	0.2
10 h		Partly Cloudy	5.1	82	998.5	15.6 ►	0.1	0.7
11 h		Possible Drizzle	6.1	78	998.1	16.5 ►	0.2	1.7
12 h		Possible Drizzle	6.6	76	997.5	16.8 ►	0.2	2.3
13 h		Possible Drizzle	6.9	74	996.6	15.8 ►	0.2	2.9
14 h		Possible Drizzle	7.0	72	995.4	14.3 ►	0.2	3.3
15 h		Possible Drizzle	6.8	72	994.5	13.5 ►	0.2	3.2
16 h		Possible Drizzle	5.6	77	994.0	14.1 ▼	0.2	1.6
17 h		Possible Light Rain	4.5	82	993.7	15.3 ▲	0.4	-0.1
18 h		Light Rain	3.7	85	993.6	16.4 ►	0.6	-1.2
19 h		Light Rain	3.6	85	993.5	16.7 ▲	0.6	-1.5
20 h		Possible Light Rain	3.6	84	993.6	16.9 ▼	0.6	-1.4
21 h		Possible Light Rain	3.7	82	993.8	17.1 ▲	0.6	-1.4
22 h		Possible Light Rain	3.7	81	994.1	17.5 ▲	0.5	-1.5
23 h		Possible Light Rain	3.7	80	994.7	18.0 ▲	0.5	-1.5








Long-term forecast

		 °C	 %	 hPa	 mph	 mm/h
Mon	 Rain in the morning and afternoon.	11.1 / 3.1	85	1004.8	16.6	0.8
Tue	 Light rain throughout the day.	7.3 / 3.2	80	997.4	15.6	0.3
Wed	 Possible drizzle in the morning and overnight.	7.8 / 3.2	77	1002.2	15.2	0.1
Thu	 Drizzle in the morning and afternoon.	8.0 / 2.4	82	998.0	11.4	0.1
Fri	 Possible light rain in the evening and overnight.	8.6 / 2.5	79	999.5	8.5	0.0
Sat	 Light rain throughout the day.	8.9 / 2.7	85	985.0	11.0	0.5
Sun	 Possible drizzle in the morning and afternoon.	6.9 / 1.8	82	999.0	11.5	0.2
Mon	 Possible light rain in the evening and overnight.	8.5 / 1.4	82	1004.8	10.4	0.1



































Station averages

	 °C	 %	 hPa	 mph	 mm/h	 °C
22 Feb	10.1 / 5.4	72.7	1023.1	9.0	2.4	5.9 / 0.9
23 Feb	7.7 / 3.9	83.5	1026.3	3.7	10.5	3.9 / 1.4
24 Feb	0.0 / 0.0	0.0	0.0	0.0		0.0 / 0.0
25 Feb	0.0 / 0.0	0.0	0.0	0.0		0.0 / 0.0
26 Feb	0.0 / 0.0	0.0	0.0	0.0		0.0 / 0.0
27 Feb	0.0 / 0.0	0.0	0.0	0.0		0.0 / 0.0
28 Feb	0.0 / 0.0	0.0	0.0	0.0		0.0 / 0.0
29 Feb	0.0 / 0.0	0.0	0.0	0.0		0.0 / 0.0
1 Mar	0.0 / 0.0	0.0	0.0	0.0		0.0 / 0.0

Station extremes

	 °C	 %	 hPa	 mph	 mph	 mm/h	 °C
22 Feb	10.3 2020	89.0 2020	1029.1 2020	14.4 2020	28.8 2020	2.4 2020	6.6 2020
	5.0 2020	52.4 2020	1016.3 2020	-	-	-	0.2 2020
23 Feb	8.4 2020	100.0 2020	1034.6 2020	9.4 2020	24.4 2020	10.5 2020	4.9 2020
	3.8 2020	59.6 2020	1016.6 2020	-	-	-	0.3 2020
24 Feb	-	-	-	-	-	-	-
	-	-	-	-	-	-	-
25 Feb	-	-	-	-	-	-	-
	-	-	-	-	-	-	-
26 Feb	-	-	-	-	-	-	-
	-	-	-	-	-	-	-
27 Feb	-	-	-	-	-	-	-
	-	-	-	-	-	-	-
28 Feb	-	-	-	-	-	-	-
	-	-	-	-	-	-	-
29 Feb	-	-	-	-	-	-	-
	-	-	-	-	-	-	-
1 Mar	-	-	-	-	-	-	-
	-	-	-	-	-	-	-

Almanac

					
24 Feb	07.13	17.40	627 min  	813 min 	
25 Feb	07.10	17.42	632 min  	808 min 	
26 Feb	07.08	17.43	635 min  	805 min 	
27 Feb	07.06	17.45	639 min  	801 min 	
28 Feb	07.04	17.47	643 min  	797 min 	
29 Feb	07.01	17.49	648 min  	792 min 	
1 Mar	06.59	17.51	652 min  	788 min 	
2 Mar	06.57	17.53	656 min  	784 min 